

# EAGLE-200-DC

## SWING GATE OPERATOR


# EAGLE COMMERCIAL

Gate Capacity Up to 20' & 800 lbs

No Power?



FIRE



EARTHQUAKE

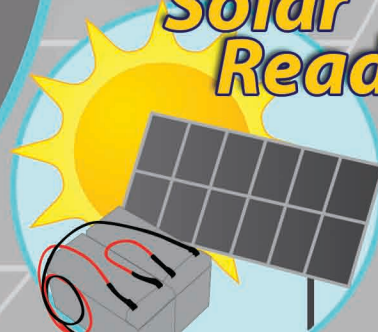


LIGHTNING

No Problem!



Solar Ready



Built In Battery Power





## EAGLE-200-DC

### Standard Features

- Solar Ready (Full Operation without AC Power)
- 2-Wire Master/Slave with Global Inputs and Built-in Open/Close Delay
- Partial Open (Adjustable)
- On-board 3-Button Station
- Lightning & Surge Protection
- One Pass (No Tailgate)
- Motor Brake
- 24 VDC Output MAG Lock
- 24 VDC Auxiliary Power Output
- Security Alarm Output
- Stop-Reverse
- Auto-Close Timer (1-60 sec.)

### Gate Capacity & Operation

- Maximum Gate: 800 lbs & 20 ft.
- 18 seconds (approx.) to open (0° - 90°)
- Rated Continuous Duty
- Soft Start / Soft Stop

### Power Failure Operation

- Battery Only Operation
  - 100 Cycles
  - 180 Cycles with Power Save Mode
- Auto-Open / Auto-Close
- Auto Power-Save Mode
- Quick-Release Lever (Manual Operation)

### Mechanical

- Drive Chain: #50 Nickel Plated
- Gear Reducer: Size 60 & 40
- Cover: All Weather/UV Resistant (HDPE) with Locking Stainless Steel Access Panel
- Chassis: 3/16" Zinc Plated to Resist Corrosion
- Swing Arm with No-Pinch Design
- Power Disconnect (1/2 HP)
- Auxiliary 120 VAC Outlet (AC Power Source Only)

### Hardware

- No-Weld Swing Arm Assembly
- Audio Alarm
- Pre-Wired Receiver Terminal

### Weight & Dimensions

- 29.5" (h) x 22.5" (w) x 17" (d)
- Shipping Weight: 180 lbs

### Power

- Battery: Two 9 Ah
- 1/2 HP Instant Reversing 24 VDC Motor
- Power Input: 120/220 VAC (AMP Draw N/A)

### Operating Classification

- Class I, II, III & IV

### Warranty


- 5-Year Limited
- Extended Warranty Available

### Optional

- Solar Panel
- 12 Ah Batteries
- Lockable Quick-Release Lever
- No-Weld Swing Arm Assembly for Compact or Uphill Installation


Specifications Subject to Change

Model Number	Description	Gate Capacity
EAGLE-200-DC	1/2 HP 24 VDC Swing Gate Operator for Heavy Duty/ High Traffic Applications. Continuous Operation.	20' & 800 lbs




### Adjustable Partial Open


Choose Percent of Gate Travel for Everyday Operation & Power Save Mode




### Lightning & Surge Protection!



### On-board 3-Button Station with **Soft Start / Soft Stop**



### Pluggable Loop Detectors



### "No Power. No Problem."

- Complete Battery Operation
- Solar Ready



### Eagle-200-DC Gate Operators for Swing Gates up to 20 ft. and 800 lbs

Get heavy duty power and reliability. Enjoy worry-free operation even during complete power failure. The Eagle-200-DC is solar ready and comes standard with built-in batteries for full operation during complete power failure.

The Eagle-200-DC is efficient, with Auto Power-Save Mode to conserve energy and provide maximum cycles during battery-only operation. Great for applications where the power source is far from the gate or when you want to keep your gate operational 24/7 regardless of power supply.

All Eagle Operators are built to last, backed by the Best-in-Class Warranty and equipped with the Diamond-DC Control Board; the most feature-packed control board for easy set-up and simple operation.

## MADE IN THE USA

### EAGLE ACCESS CONTROL SYSTEMS, INC.

13286 PAXTON ST.  
PACOIMA, CA 91331

TOLL FREE (800) 708-8848 PHONE (818) 899-2777 FAX (818) 899-2666

WWW.EAGLEOPERATORS.COM EMAIL: INFO@EAGLEOPERATORS.COM

AVAILABLE AT:

